



# Aggravated Assaults

---

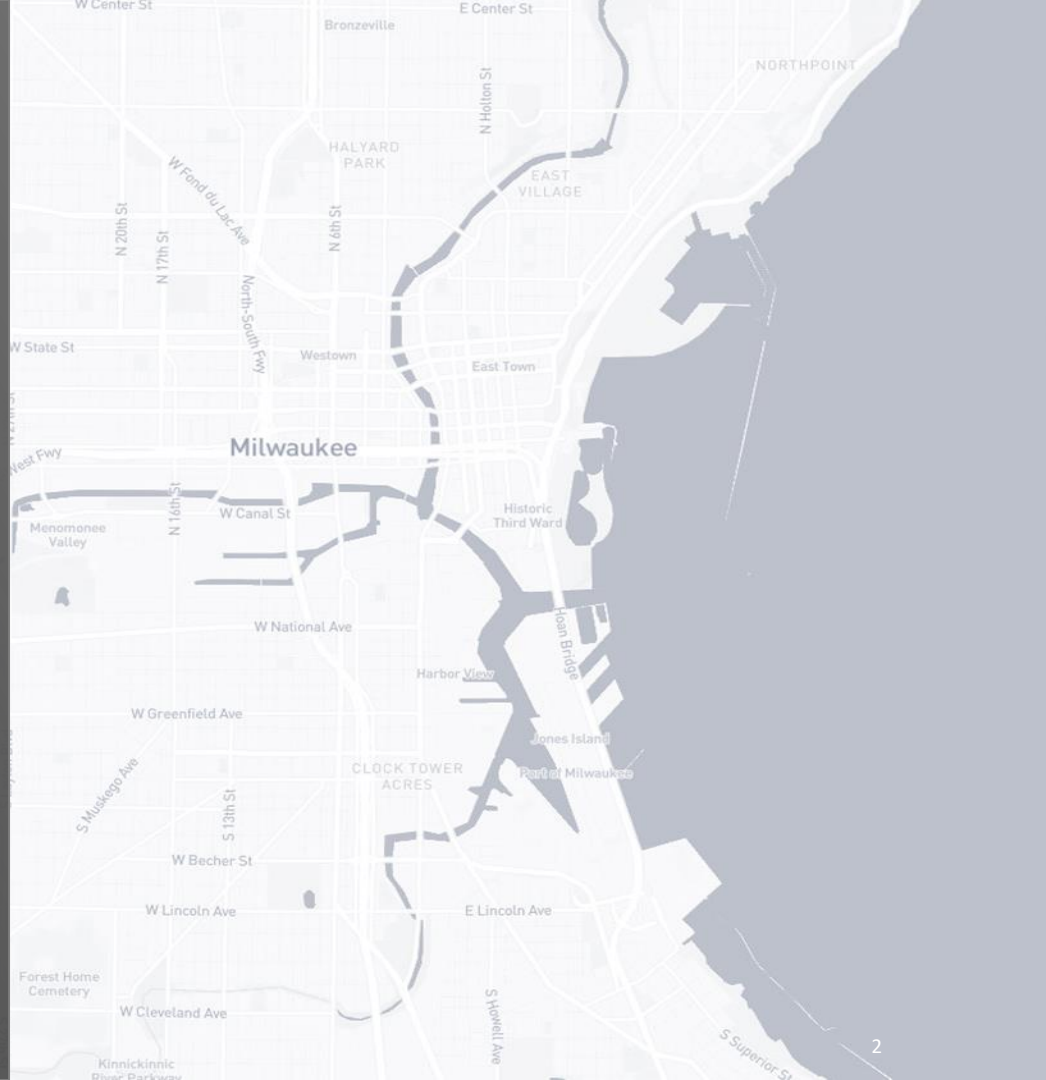
## CRIME ANALYSIS ON DOMESTIC VIOLENCE

**Milwaukee Police Department**  
Office of Management Analysis and Planning  
Crime Analyst Gerardo Mares

Presented on April 25<sup>th</sup>, 2018  
Health Data User Group (HUG)

# Introduction

- Aggravated Assaults-Domestic Violence (DV)
- Unit of Analysis
- Innovations in Community Based Crime Reduction (CBCR)-Partners





# DATA

- Calls for Service
- Incident Reports
- Geospatial component
- Unit of Analysis-  
Neighborhood  
Geography

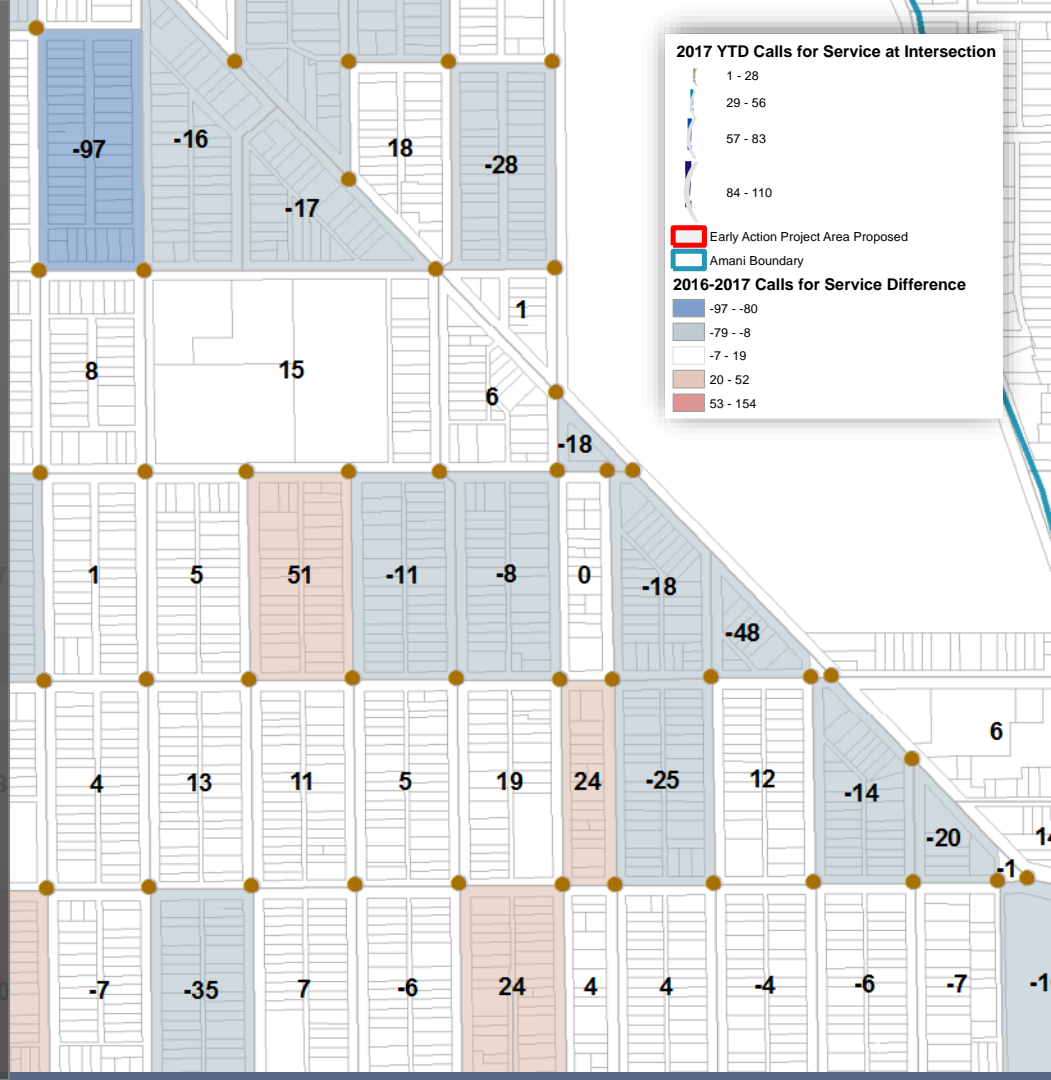
# Preliminary Results

## Calls for Service

6% increase in calls for service as of October 2017 compared to 2016\*.

Among the top three most common call types was Battery-DV.

\*Preliminary calls for service data was analyzed for the time period of January 1<sup>st</sup>-October 31<sup>st</sup>, 2016-2017.

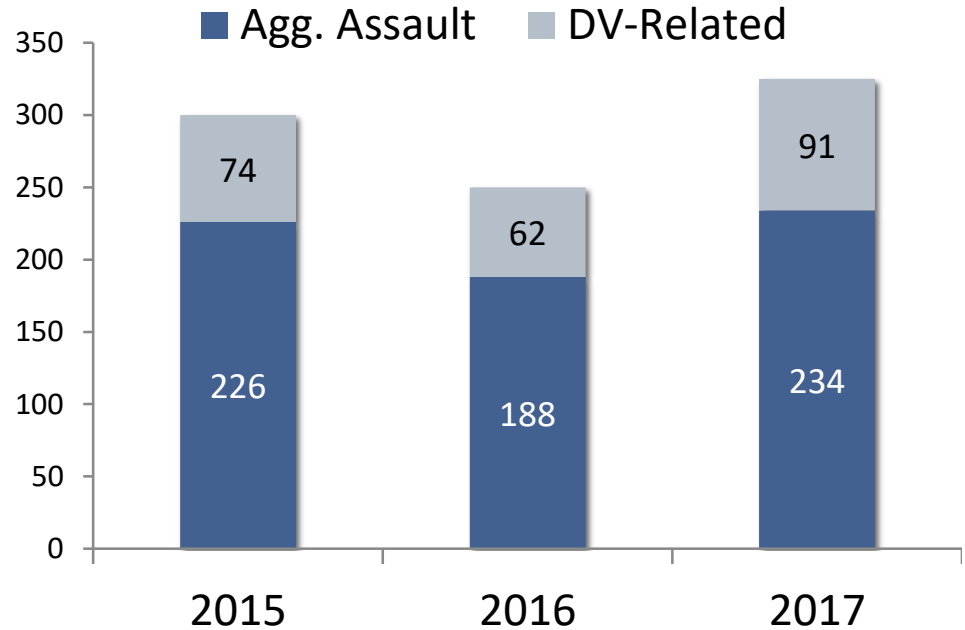


# Preliminary Results

- Incident Reports
  - 24% increase in Aggravated Assaults at the end of 2017 compared to 2016\*.
  - 39% of Aggravated Assaults in 2017 were DV related.

## Aggravated Assaults

2015-2017 | Focus Area\*\*




\*Preliminary incident data was analyzed for full years 2007-2017.

\*\*Data counts distinct incidents of aggravated assaults for full years 2015-2017 only within the specified geographic boundary.

# Temporal Analysis

- Month
  - Summer months had the most incident reports\*.
- Weekday
  - Sunday-Tuesday\*\*.
- Time
  - 8pm-12am time frame had the most reports.

## Aggravated Assaults-DV 2015-2017 | Focus Area



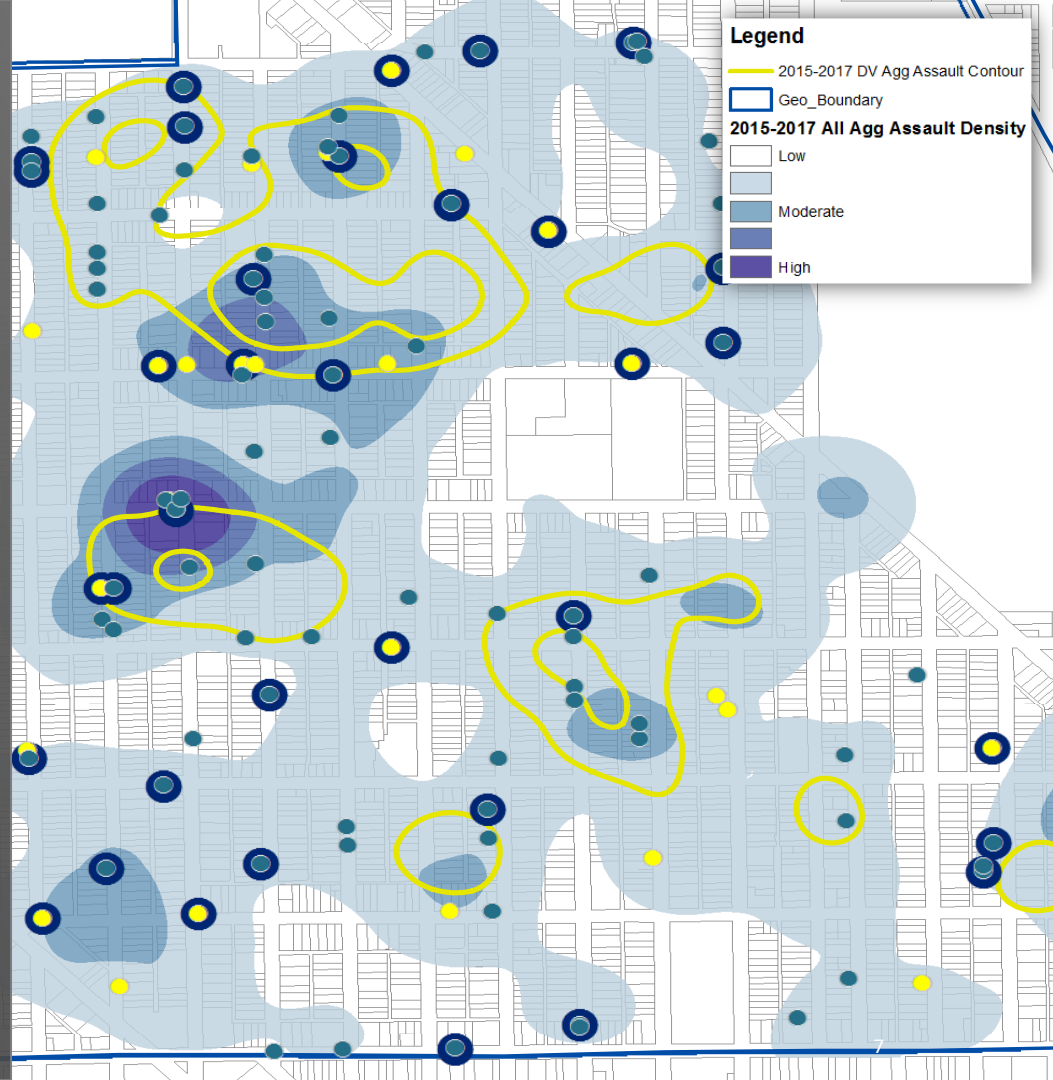
\*November and December months in 2017 had similar counts of incident reports.

\*\*No pattern was found when only analyzing 2017 data.

# Spatial Analysis

- Kernel Density and contour layers were created to identify low-high concentrations of DV and non-DV aggravated assaults.
- Moderate-High concentrations of assaults were found in the North-West part of the geo-boundary.

For more information regarding Kernel Density and its calculation please visit:  
<http://pro.arcgis.com/en/pro-app/tool-reference/spatial-analyst/how-kernel-density-works.htm>







# DATA SAMPLE

- 2017 DV-  
Aggravated Assaults  
were analyzed in-  
depth (n=91).

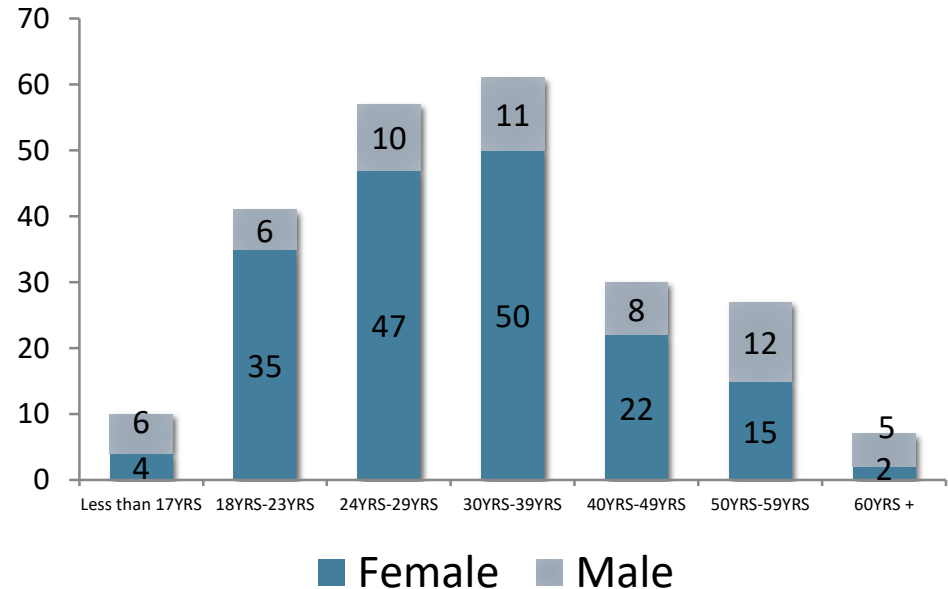


# Victims

- Over 70% of the victims were females. On average, males represented about 25% of victims\*.
- Both males and females were mostly between 24yrs-39yrs of age. There was a large representation of older male victims in 2017.

## Victims by Age Group

2015-2017



\*Average includes 2015-2017 male victim data.

# Victims

- Means of Attack
  - 38% involved personal weapons (e.g. hands, feet and/or fists),
  - 24% involved a firearm,
  - 17% involved a knife.
- Extent of Injury
  - 29% had no visible injuries,
  - 20% involved minor injury,
  - 14% involved strangulations.
- In a manual review, 19% of incidents reported alcohol/drugs being present during the incident.\*

Means of Attack	Total
Firearm	8
Firearm/Threats	9
Firearm/Hands, Feet and/or Fists	6
Hands, Feet and/or Fists	36
Knife/Hands, Feet and/or Fists	4
Knife	7
Knife/Threats, Other	5
Other/Threats	17
Unknown	2
Total	94

# Suspects

- 36 suspects were arrested in 2017.
- 64% of arrestees were males and 36% were females. Both males and females were between 24yrs-39yrs of age.
- In 64% of cases, a weapon was used by arrestees (e.g. firearm, knife).
- In over 67% of cases, the victim was boyfriend/girlfriend or co-habitants.
- 89% of home addresses reported by arrestees were within the same neighborhood geography.



# Limitations

- Sample of DV-Aggravated Assault data was only from 2015-2017.
- Data only analyzed within a specific geographic boundary.
- Victimization data only focuses on primary victim.
- Manual review of incidents was only conducted for 2017.

## Next Steps

- Share findings and have open discussion with Community Partners.
- Collaborate on analysis with other partners collecting similar data.
- Identify community partners and resources already focusing on DV.
- Research/identify successful interventions related to DV.

