



# **NEW DATA TOPICS**

## **ENVIRONMENTAL PUBLIC HEALTH TRACKING**

**Data You Can Use**  
**April 21, 2021**

Bureau of Environmental and  
Occupational Health

Division of Public Health

Wisconsin Department of Health Services

**CONNIE BELL, MPH, RN**  
Health Educator  
[constance.bell@wi.gov](mailto:constance.bell@wi.gov)  
608-264-9879



**YOUR SOURCE FOR ENVIRONMENTAL  
PUBLIC HEALTH DATA.**



## TRACK.

Explore the data, compare counties, age groups, and years



## ANALYZE.


Create charts, maps, and tables to visualize and interpret the data



## ACT.

Use the data to target education, programming, and policies to address your community's needs

# To get the right data, you might have to visit several databases.





To get the right data,  
you might have to visit several databases.



## Environmental Public Health Tracking



Wisconsin Environmental Public Health Tracking is your source for environmental health data in Wisconsin.

### ACCESS THE DATA

#### COMPREHENSIVE.

We house data on nearly a dozen environmental public health topics such as air quality, asthma, Lyme disease, and many others.

#### CURRENT.

We work with data managers to host the most up-to-date data available.



2019 COUNTY ENVIRONMENTAL HEALTH PROFILES RELEASED

# TRACKING

# Data Topics

Adult blood lead poisoning

Air quality

Alcohol outlet density (municipal)

Asthma

Birth defects

Cancer

Carbon monoxide poisoning

Childhood lead poisoning (census tract)

Climate change

Chronic obstructive pulmonary disease

Community characteristics (census tract)

Community design (census tract)

Heart attack





# Data Topics

Heat stress

Immunizations

Lyme disease

Oral health (fluoridation)

**Populations and vulnerabilities  
(census tract)**

Reproductive outcomes

Toxic air emissions (census tract)

Water quality



# Data Topics

PLANNED FOR THIS YEAR

Tobacco

**PLANNED OR UNDER  
CONSIDERATION BUT  
TIMETABLE TBD**

Sub-County Life Expectancy

Radon





# New data topics





# Community Characteristics

- Households
- Internet Access
- Land Cover
- Land Use
- Medical Infrastructure
- Vulnerability and Preparedness: Precipitation and Flooding



# Community Characteristics



Environmental Public Health Data Tracker

Wisconsin Environmental Public Health Tracking Program

Map

Chart

Table

View All

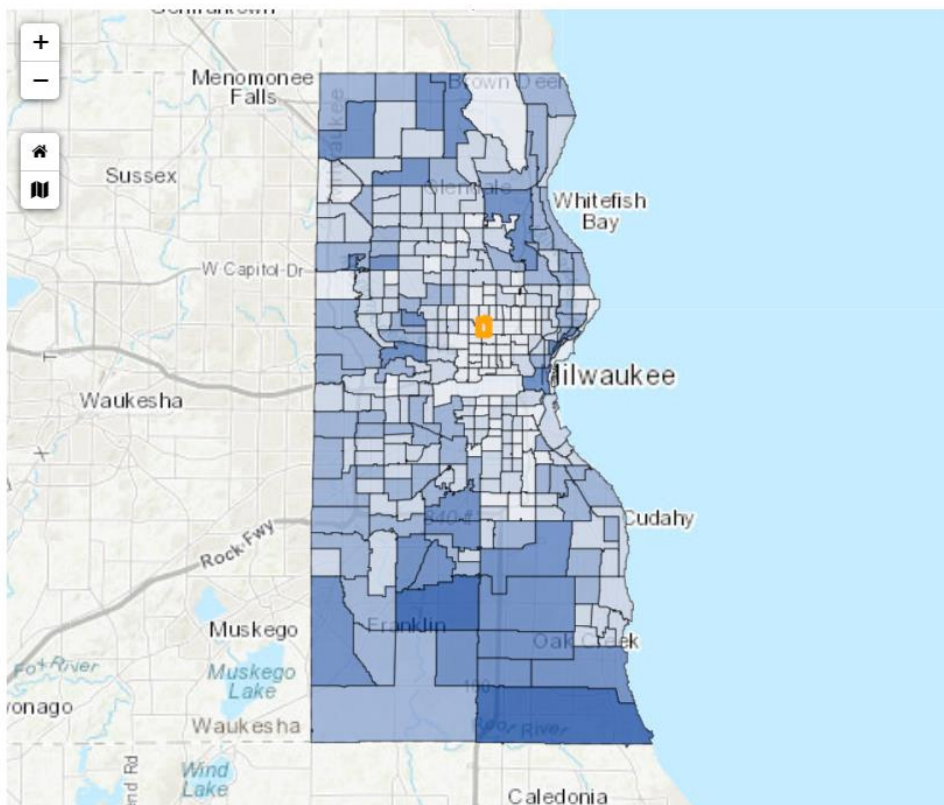
Report Builder 0



Community Characteristics - Milwaukee - Internet Access - Number of households with a smartphone

2013-2017 ~ Count

CH

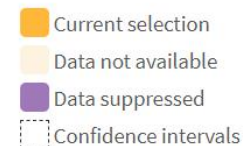
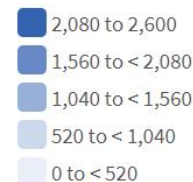


Tract 99 - Count

Click on the graph points to filter the data to that year.



Legend - Count



[Find out more information on the dataset.](#)



# Community Design

- Access to parks and elementary schools
- Commute time
- Motor vehicle-related fatalities
- Proximity of population and schools to highways
- Types of transportation to work



# Populations and Vulnerabilities


- Demographics
- Health Status
- Social Vulnerability Index (ATSDR)
- Socioeconomic status





# Adult Blood Lead Poisoning

- Blood lead levels of 5, 10, 25, 40  $\mu\text{g}/\text{dl}$
- Number of all cases
- Number of new cases
- Rate: all cases per 100,000 workers
- Rate: new cases per 100,000 workers





# Adult Blood Lead Poisoning



Environmental Public Health Data Tracker  
Wisconsin Environmental Public Health Tracking Program

Map

Chart

Table

View All

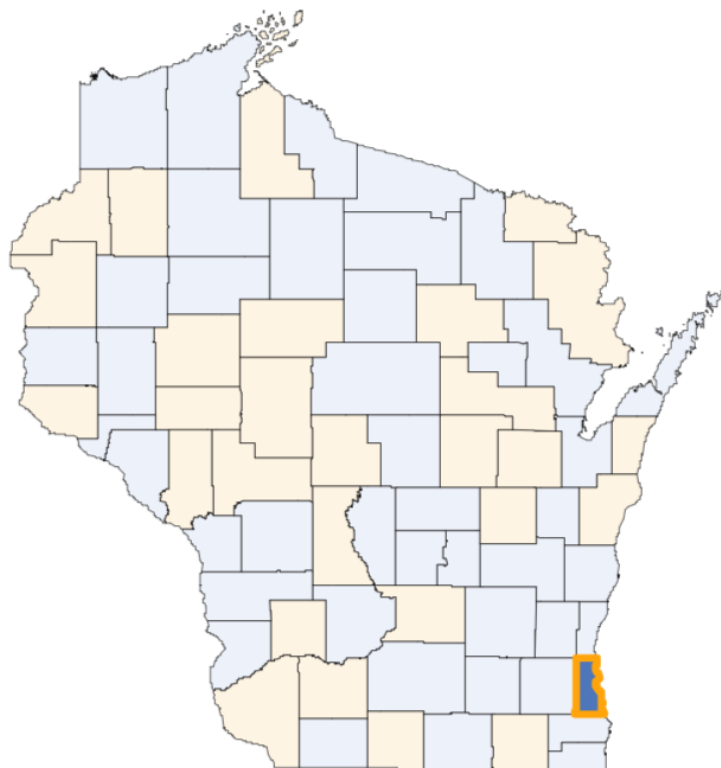
Report Builder 0



Adult Lead Levels - Blood lead level of  $\geq 10\mu\text{g/dl}$


2019 ~  $\geq 16$  ~ Number of all cases

CH



Milwaukee County - Number of all cases

Click on the graph points to filter the data to that year.



Legend - Number of all cases



[Find out more information on the dataset.](#)



# Ideas for Using Tracking Data

## COMMUNITY HEALTH ASSESSMENTS

Tracking data can help flesh out your community health assessment and help meet state requirements.

## COMMUNITY HEALTH IMPROVEMENT PLANS

Use Tracking data and [Ideas for Taking Action](#) to prioritize environmental health and plan strategies for community improvement. Use the data to track progress in meeting your goals.

## RESEARCH

Tracking data can be used to explore environmental health research questions.

## MEDIA STORIES

Strengthen your interview, article, or press release with facts and figures from Tracking and [our resources](#).

## ACCREDITATION

The Profiles can be used to address Public Health Accreditation Board standards, such as Standard 1.3: "analyze public health data to identify trends in health problems, environmental public health hazards, and social and economic factors that affect the public's health."

## SOCIAL MEDIA

Localize your posts with data from your community.

## GRANT PROPOSALS

Tracking data and resources can help you and your team develop rationale for funding requests. These data can help justify existing programs and show where work needs to be done.

## EDUCATION AND OUTREACH

When creating programs and outreach materials for your community, Tracking data can help you make your case and show the extent of the problem.

## POLICY DEVELOPMENT

Tracking data and these County Environmental Health Profiles contain measures that can be used to identify the need for a policy. Once a policy is in place, the data can be used as a baseline to track progress over time.



If you have questions about how to use Tracking data in your work, let us know!  
[dhstracking@wi.gov](mailto:dhstracking@wi.gov)

# Tracking Resources

**Tracking Data Portal:** [dhsgis.wi.gov/DHS/EPHTracker/#/map](https://dhsgis.wi.gov/DHS/EPHTracker/#/map)

**Data Details:** [dhs.wisconsin.gov/epht/data-details.htm](https://dhs.wisconsin.gov/epht/data-details.htm)

**Resources:** [dhs.wisconsin.gov/epht/resources.htm](https://dhs.wisconsin.gov/epht/resources.htm)

**Ideas for Taking Action:** [dhs.wisconsin.gov/epht/takeaction.htm](https://dhs.wisconsin.gov/epht/takeaction.htm)





# Keep in Touch

**[DHStracking@wi.gov](mailto:DHStracking@wi.gov)**



# **NEW DATA TOPICS**

## **ENVIRONMENTAL PUBLIC HEALTH TRACKING**

**Data You Can Use**  
**April 21, 2021**

Bureau of Environmental and  
Occupational Health

Division of Public Health

Wisconsin Department of Health Services

**CONNIE BELL, MPH, RN**  
Health Educator  
[constance.bell@wi.gov](mailto:constance.bell@wi.gov)  
608-264-9879